

## Clwyd Transport Services Ltd

Description of Task:	Risk Assessment	Prepared by:
Delivery Vehicle Loading and Unloading Operations- Goods Loaded onto - Tipper Delivery vehicles & wheeler & Artic by means of chutes, hoppers, loading machines and cranes and vehicles being off loaded by using the vehicle tipping hoist equipment. Only manual handling operations that are undertaken is when a driver operates the tipper mechanical sheeting devices, and closing the vehicle tail gate.	Ref: RA1	Ann Adamson
		Assisted by :
		Assessment date:
		Review date:
		Paul Jones, Craig Jones, Simon Devlin, Russell Jones
		30th June 2018
		July 2019

All drivers have been issued with and must wear suitable PPE relevant to the particular job they carry out or what may have to be worn when working out or when visiting client's company premises. PPE issued may include Clean HI VIS jackets / coats, Trousers , ankle support lace up safety boots / shoes, wet weather clothing, safety helmet/ bump cap/ safety glasses/ overalls/ abrasion resistance gloves, disposable gloves and dust mask. Additional PPE is supplied on request if required by the client for a specific procedure. Drivers are asked to report any site-safety concerns to the designated person on site and to contact CTS office for further instruction.

All Drivers are issued with CTS Drivers Manual

What are the Hazards	Risk	Who might be harmed	Risk			Existing Control Measures	Residual Risk			What Further action is Necessary	Action By Whom	Action By When	Done
			L	S	DR		L	S	DR				
Collision Hazards	Struck by vehicles and loading machines etc Sudden load movement or tail gate trapping/ impact	All drivers and those near the activity /access route	2	5	10	Only trained and competent persons to undertake loading and unloading operations. All vehicles are maintained to operator licence requirements. Safe System of works Tipper loading and tipper discharge must be followed.	1	5	5	Continually update risk assessment and CTS Drivers Manual as and when necessary	All Staff & Managing Director to monitor	On Going	On Going
Crushing / Entrapment Hazard/ Sticking Loads	Major injury from sudden load movement or tail gate trapping / impact.	All drivers and those near the activity /access route	2	5	10	Vehicles are fitted with load cells, reversing beepers, CCTV screens and drivers are requested to use the services of a banksman if this equipment is not fitted or is not operational. Drivers are supplied with safety data sheets where appropriate if the cargo is hazardous and the vehicle is suitably labelled. Do not access or allow access to the area below the body when it is raised. Vehicles must be parked on firm and level ground. All site speed limits, rules and traffic management systems must be adhered to. Drivers are not allowed access until the client mans the site. Seat Belts must be worn at all times. 20m exclusion zone between them and any other tipping vehicle	1	5	5	Continually update risk assessment and CTS Drivers Manual as and when necessary	All Staff & Managing Director to monitor	On going	On Going
Vehicle overturn	Major Injury from overturning vehicle / body Damage to vehicle	All drivers and anyone in the immediate vicinity	2	5	10	Vehicles are fitted with load cells, reversing beepers, CCTV screens and drivers are requested to use the services of a banksman if this equipment is not fitted or is not operational. Drivers are supplied with safety data sheets where appropriate if the cargo is hazardous and the vehicle is suitably labelled. Do not access or allow access to the area below the body when it is raised. Vehicles must be parked on firm and level ground. All site speed limits, rules and traffic management systems must be adhered to. Drivers are not allowed access until the client mans the site. Seat Belts must be worn at all times. 20m exclusion zone between them and any other tipping vehicle	1	5	5	Continually update risk assessment and CTS Drivers Manual as and when necessary	All Staff & Managing Director to monitor	On Going	On Going

Clwyd Transport Services Ltd





What are the Hazards	Risk	Who might be harmed	Risk		Existing Control Measures	Residual Risk		What Further action is Necessary	Action By Whom	Action By When	Done
			L	S		DR	L				
Loading spill	Engulfment	Anyone in the immediate vicinity	2	5	10	1	5	5	All Staff & Managing Director to monitor	On Going	On Going
Falls of persons or materials from height	Serious possibility fatal injuries from fall from vehicle cab/trailer or working at height. Possible serious injury / vehicle damage caused by debris of load falling from vehicle in transit.	All drivers, vulnerable road users and other third parties in the vicinity.	3	5	15	2	5	10	All Staff & Managing Director to monitor	On Going	On Going

## Clwyd Transport Services Ltd

What are the Hazards	Risk	Who might be harmed	Risk		Existing Control Measures		Residual Risk		What Further action is Necessary	Action By Whom	Action By When	Done
			L	S	L	S	L	DR				
<p>Contact with overhead obstructions or equipment.</p> <p>Possible serious or fatal injury if tipping trailer or lorry body strikes overhead obstruction / equipment or electrocution from power lines. Collapse of structure or Fire or Falling material</p>	<p>2</p> <p>5</p>	<p>All drivers other third parties in the vicinity</p>	<p>2</p> <p>5</p>	<p>10</p>	<p>Drivers are instructed to check site for overhead obstructions or power lines in areas where they may have to tip and take appropriate action if cables or obstructions are in the vicinity. Drivers must not tip if their vehicle/trailer body when raised is within 15m of any overhead powerlines or obstructions. Drivers must not park beneath overhead electricity lines within the limits defined by goalposts or signs. All drivers issued HSE avoiding danger from overhead powerlines guidance note GS6</p>	<p>1</p> <p>5</p>	<p>5</p>	<p>Continually update risk assessment and CTS Drivers manual as and when necessary</p>	<p>All Staff &amp; Managing Director to monitor</p>	<p>On Going</p>	<p>On Going</p>	
<p>Manual Handling</p> <p>Cuts to hands and Musculoskeletal injuries such as back strain.</p>	<p>3</p> <p>3</p>	<p>All drivers</p>	<p>3</p> <p>9</p>	<p>9</p>	<p>Drivers not to undertake any manual handling operation that they believe is beyond their capability. Protective abrasion resistant gloves must be worn. Drivers to take care to avoid pinching or trapping fingers.</p>	<p>2</p> <p>2</p>	<p>4</p>	<p>Continually update risk assessment and CTS Drivers manual as and when necessary</p>	<p>All Staff &amp; Managing Director to monitor</p>	<p>On Going</p>	<p>On Going</p>	

LIKELIHOOD (L) = Frequent (5) – Probable (4) – Occasional (3) – Improbable (2) – Remote (1)  
 SEVERITY (S) = Catastrophic (5) – Major (4) – Reportable (3) – Serious (2) – Minor (1)  
 DEGREE OF RISK (DR) = LIKELIHOOD X SEVERITY

5	5	10	15	
4	4	8	12	16
3	3	6	9	12
2	2	4	6	8
1	1	2	3	4
				5

 Unacceptable  
 Tolerable  
 Adequate  
 Acceptable

## Clwyd Transport Services Ltd

<b>Description of Task:</b> Drivers and Subcontractor Drivers Driving and Operating Rigid & Artic Tipper Vehicles on behalf of Clwyd Transport Services Ltd	<b>Risk assessment</b> Ref: RA2 Prepared by: Ann Adamson Assisted by: Paul Jones, Craig Jones, Simon Devlin Assessment date: 30th June 2018 Review date: July 2019
--	---

All drivers have been issued with and must wear suitable PPE relevant to the particular job they carry out or what may have to be worn when working out or when visiting client's company premises. PPE issued may include Clean HI VIS jackets / coats, Trousers, ankle support lace up safety boots / shoes, wet weather clothing, safety helmet/ bump cap/ safety glasses/ overalls/ abrasion resistance gloves, disposable gloves and dust mask. Additional PPE is supplied on request if required by the client for a specific procedure. Drivers are asked to report any site-safety concerns to the designated person on site and to contact CTS office for further instruction. All drivers are issued with CTS drivers manual

What are the Hazards	Risk	Who might be harmed	Risk			Existing Control Measures	Residual Risk			What Further action is Necessary	Action By Whom	Action By When	Done
			L	S	DR		L	S	DR				
Collision Hazard	Possible fatal injury if struck by a vehicle	All Drivers, other company employees, other road users, Vulnerable Road users and Pedestrians	2	5	10	Only trained and competent persons to undertake driving operations.  All trained persons must hold a current valid licence for type of vehicle they are driving on behalf of the company and current driver's qualification card.  All Drivers must complete a daily walk around check on the vehicle at the commencement of the shift and report any defects found.  All drivers must adhere to all statutory traffic rules and regulations specified in the Highway code, regarding the manner in which a vehicle is driven  It is mandatory that all drivers and passengers wear seat belts where fitted in tipper vehicles or persons driving on company business.  No unauthorised persons to drive or to be transported in vehicles.	1	5	5	Continually review and update risk assessment & CTS Drivers manual as and when necessary.	All Staff & Managing Director To monitor	On Going	On Going



## Clwyd Transport Services Ltd


What are the Hazards	Risk	Who might be harmed	Risk			Existing Control Measures	Residual Risk			What Further action is Necessary	Action By Whom	Action By When	Done
			L	S	DR		L	S	DR				
Collision Hazard (Continued)	Possible fatal injury if struck by a vehicle	All Drivers , other company employees, other road users, Vulnerable Road users and Pedestrians	2	5	10	All drivers have been instructed in what to do in the event of an accident or an emergency situation, procedure in CTS Driver's manual section 16 Emergency situations / incidents and section 25 accidents / collision policy and rules. All vehicle accidents, incidents and near misses are reported and investigated by the company, the driver's employer or in the case of owner-drivers by themselves. When a vehicle breaks down on a Motorway the driver must exit the vehicle from the side furthest away from the traffic.	1	5	5	Continually update risk assessment, & CTS Drivers manual as and when necessary.	All Staff & Managing Director To monitor	On Going	On Going
Chemical hazard	Failure to be aware of hazardous nature of chemical substances stored and contained in the vehicle. May result in burns / skin irritation or ill health	All drivers and anyone in the immediate vicinity	2	4	8	All Drivers are supplied with safety data sheets where appropriate if the cargo is hazardous and the vehicle is suitably labelled.  All drivers are issued with COSHH Assessment Diesel Fuel & Adblue, Vehicle Lubricants & Coolant, cleaning materials.	1	4	4	Continually update risk assessment & CTS Drivers Manual as and when necessary.	All Staff & Managing Director To monitor	On Going	On Going
Fire Hazard	Drivers / others risk possibly fatal injury from burns/ smoke inhalation from vehicles being driven and the cargoes sometimes carried on the vehicles or other vehicles. Also during refuelling of vehicles.	All drivers and anyone in the immediate vicinity	2	5	10	All drivers are instructed to use retail garages for refuelling of Derv & Ad-blue and follow site rules. PPE provided and disposal gloves to be worn when fuelling or topping-up.  No fuel or ad-blue to be stored on vehicles.  No smoking, vaping or e-cigarette use during fuelling operations	1	5	5	Continually update risk assessment & CTS Drivers Manual as and when necessary.	All Staff & Managing Director To monitor	On Going	On going

# Clwyd Transport Services Ltd

What are the Hazards	Risk	Who might be harmed	Existing Control Measures			What Further action is Necessary			Action By Whom	Action By When	Done
			L	S	DR	L	S	DR			
Driver fatigue/ Illness /Lone working	Driver / other road users may suffer serious injury if road accident results from fatigue or by driver taken unwell whilst driving. Driver being assaulted whilst on daily rest.	All Drivers , other company employees, other road users, Vulnerable Road users and Pedestrians	2	5	10	1	5	5	All Staff & Managing Director To Monitor	On Going	On going

LIKELIHOOD (L) = Frequent (5) – Probable (4) – Occasional (3) – Improbable (2) – Remote (1)  
 SEVERITY (S) = Catastrophic (5) – Major (4) – Reportable (3) – Serious (2) – Minor (1)  
 DEGREE OF RISK (DR) = LIKELIHOOD X SEVERITY

Likelihood	5	4	3	2	1
Severity	5	4	3	2	1



Clwyd Transport Services Ltd

Description of Task: Parking, Coupling and Uncoupling, Reversing and Manoeuvring vehicles / Trailers.	<u>Risk assessment</u>		Prepared by:	Ann Adamson
	Ref RA3	Assisted by :	Paul Jones, Craig Jones, Simon Devlin	
		Assessment date:	30th June 2018	
		Review date:	July 2019	

**All drivers have been issued with and must wear suitable PPE relevant to the particular job they carry out or what may have to be worn when working out or when visiting client's company premises. PPE issued may include Clean HI VIS jackets / coats, Trousers, ankle support lace up safety boots / shoes, wet weather clothing, safety helmet/ bump cap/ safety glasses/ overalls/ abrasion resistance gloves, disposable gloves and dust mask. Additional PPE is supplied on request if required by the client for a specific procedure. Drivers are asked to report any site-safety concerns to the designated person on site and to contact CTS office for further instruction. All drivers are issued with CTS drivers manual**

What are the Hazards	Risk	Who might be harmed	Risk		Existing Control Measures	Residual Risk			What Further action is Necessary	Action By Whom	Action By When	Done
			L	S		DR	L	S				
Collision Hazards	Possible fatal injury if struck by a vehicle	All Drivers , and other third parties	2	5	10	1	5	5	Continually update risk assessment, CTS Drivers Manual as and when necessary  Drivers to use site Banksman whenever available	All Staff & Managing Director To monitor	On Going	On Going
Crushing / Entrapment Hazard	Serious crush injuries if trapped by moving trailer or tractor unit	All drivers and other third parties	2	4	8	1	4	4	Continually update risk assessment, CTS Drivers manual as and when necessary	All Staff & Managing Director To monitor	On Going	On going



## Clwyd Transport Services Ltd

What are the Hazards	Risk	Who might be harmed	Risk			Existing Control Measures	Residual Risk			What Further action is Necessary	Action By Whom	Action By When	Done
			L	S	DR		L	S	DR				
Falling Hazard	Serious possibly fatal injuries from fall from vehicle cab or Trailer	All drivers	2	5	10	All drivers to follow safety system of work Access and Egress of Vehicle Cab/ Body/ Trailer All driver must wear Suitable PPE including safety helmet, good grip steel toe cap lace up ankle supporting safety	1	5	5	Continually update risk assessment, CTS Drivers Manual.	All Staff & Managing Director To monitor	On Going	On going
Contact with overhead obstructions or equipment	Possible serious or fatal injury to driver if tipping trailer or lorry body strikes overhead obstruction, Equipment or Electrocutation from power lines. Collapse of structure, falling Material or fire.	All drivers, other third parties in the vicinity	2	5	10	Drivers must not park beneath overhead electricity lines within the limits defined by goalposts or signs.  Drivers must ensure that the designated parking area is suitable for the vehicle / trailer. Not too close to overhead obstructions, power lines or causing an obstruction, parked illegally or presents any danger to the general public, on site personnel or drivers. All drivers must follow HSE Avoiding danger from overhead power lines Guidance notes GS6, as issued	1	5	5	Continually update risk assessment, CTS Drivers Manual.	All Staff & Managing Director To monitor	On Going	On going

LIKELIHOOD (L) = Frequent (5) – Probable (4) – Occasional (3) – Improbable (2) – Remote (1)

SEVERITY (S) = Catastrophic (5) – Major (4) – Reportable (3) – Serious (2) – Minor (1)

DEGREE OF RISK (DR) = LIKELIHOOD X SEVERITY

5	5	10	15
4	4	8	12
3	3	6	9
2	2	4	6
1	1	2	3

1 2 3 4 5

Severity

Unacceptable  
Tolerable  
Adequate  
Acceptable

## Clwyd Transport Services Ltd

<b>Description of Task:</b>	<b>Risk assessment</b>
Access and egress of Vehicles Cabs & Body/Trailers & Personal Safety in and around vehicles , whilst working on behalf of Clwyd Transport Services Ltd	Ref RA 4
	Prepared by: Ann Adamson
	Assisted by : Paul Jones, Craig Jones, Simon Devlin , Russell Jones
	Assessment date: 30th June 2018
	Review date: July 2019

All drivers have been issued with and must wear suitable PPE relevant to the particular job they carry out or what may have to be worn when working out or when visiting client's company premises. PPE issued may include Clean HI VIS jackets / coats, Trousers, ankle support lace up safety boots / shoes, wet weather clothing, safety helmet/ bump cap/ safety glasses/ overalls/ abrasion resistance gloves, disposable gloves and dust mask. Additional PPE is supplied on request if required by the client for a specific procedure. Drivers are asked to report any site-safety concerns to the designated person on site and to contact CTS office for further instruction. All drivers are issued with CTS drivers manual

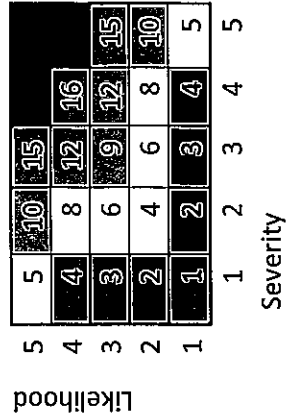
What are the Hazards	Risk	Who might be harmed	Risk			Existing Control Measures	Residual Risk			What Further action is Necessary	Action By Whom	Action By When	Done
			L	S	DR		L	S	DR				
Slips and Falls	Physical injury such as fractures or bruising if they slip on spillages or trip over objects	All drivers & other parties	3	3	9	All drivers must follow Safe System of Work Access & Egress of Vehicle Cab/ Body of vehicles / Trailers at all times.  Vehicle steps to be kept clean and in good repair  All drivers must ensure the vehicle cab is kept tidy with any cleaning materials or equipment (E.G books, pads, etc) stored securely, not on the dashboard.	3	1	3	Continually update risk assessment & CTS Drivers manual as and when necessary	All Staff and Managing Director to Monitor	On Going	On going
Other vehicles	Strike by passing vehicle	All drivers, other parties and vulnerable road users.	2	5	10	if on public highway activate hazard lights to warn others. During hours of darkness park in well-lit area. Be aware of traffic flow. Park vehicle with cab aligned so wing mirror use is not compromised. On clients site follow parking arrangements and engage with Banksman if present. Section 17 personal Safety in or around Vehicles when entering and exiting vehicle cab / body policy in drivers manual to be followed.	1	5	5	Continually update risk assessment & CTS Drivers manual as and when necessary	All Staff and Managing Director to Monitor	On Going	On Going

Clwyd Transport Services Ltd

What are the Hazards	Risk	Who might be harmed	Risk		Existing Control Measures	Residual Risk		What Further action is Necessary	Action By Whom	Action By When	Done
			L	S		DR	L				
Working & height	Catastrophic injury falling from height	All drivers and other third parties	2	5	10	1	5	5	All Staff and Managing Director to Monitor	On going	On going
Inadvertent vehicle Movement	Catastrophic injury from vehicle movement- crush , fall	All drivers other parties , Vulnerable road users	2	5	10	1	5	5	All Staff and Managing Director to Monitor	On Going	On Going

## Clwyd Transport Services Ltd

What are the Hazards	Risk	Who might be harmed	Risk		Existing Control Measures		Residual Risk		What Further action is Necessary	Action By Whom	Action By When	Done
			L	S	DR	L	S	DR				
Vehicle body or Trailer being loaded whilst driver is in the process of accessing or egressing cab / body or trailer	Catastrophic injury from product being loaded- crushed, suffocated.	All Drivers	2	5	10	DR <td>1</td> <td>5</td> <td>5</td> <td>All Staff and Managing Director to Monitor</td> <td>On going</td> <td>On Going</td>	1	5	5	All Staff and Managing Director to Monitor	On going	On Going
<p>LIKELIHOOD (L) = Frequent (5) – Probable (4) – Occasional (3) – Improbable (2) – Remote (1)            SEVERITY (S) = Catastrophic (5) – Major (4) – Reportable (3) – Serious (2) – Minor (1)            DEGREE OF RISK (DR) = LIKELIHOOD X SEVERITY</p>												



## Clwyd Transport Services Ltd

<b>Description of Task:</b>	<b>Risk assessment</b>
Being aware of Vulnerable Road users – Whilst working on behalf of Clwyd Transport Services Ltd	Prepared by: Ann Adamson
	Assisted by : Paul Jones, Craig Jones, Simon Devlin
	Assessment date: 30th June 2018
	Review date: July 2019

All drivers have been issued with and must wear suitable PPE relevant to the particular job they carry out or what may have to be worn when working out or when visiting client's company premises. PPE issued may include Clean HI VIS jackets / coats, Trousers, ankle support lace up safety boots / shoes, wet weather clothing, safety helmet/ bump cap/ safety glasses/ overalls/ abrasion resistance gloves, disposable gloves and dust mask. Additional PPE is supplied on request if required by the client for a specific procedure. Drivers are asked to report any site-safety concerns to the designated person on site and to contact CTS office for further instruction. All drivers are issued with CTS drivers manual

What are the Hazards	Risk	Who might be harmed	Risk			Existing Control Measures	Residual Risk			What Further action is Necessary	Action By Whom	Action By When	Done
			L	S	DR		L	S	DR				
Collision Hazards	Possible fatal injury if struck by a vehicle.	Driver, Cyclists, Pedestrians, users of Wheelchairs, Users of mobility scooters, children, all other road users	2	5	10	Only trained and competent persons to undertake driving operations. All Owner operators/ Drivers and their representatives must observe warnings and signs near school, care homes, and hospitals as they indicate vulnerable road users exist in the area. All drivers to follow Vulnerable road users policy and procedure in Clwyd Transport Services drivers manual (section 33).  Do not drive on the pavement or close to the kerb. Be aware of vehicle leaning on severe road cambers. Exercise caution where roads narrow or dip.	1	5	5	Continually update risk assessment & Drivers Manual as and when necessary.	All Staff & Managing Director To monitor	On Going	
Crushing /Entrapment Hazard	Serious crush injuries if trapped by moving Vehicle or Trailer	Cyclists, Banksman, Pedestrians, users of Wheelchairs, Users of mobility scooters, Children, all other road users.	3	5	15	Vehicles are fitted with class V & VI Mirrors, Side under run protection and Rear blind spot warning signs.  When using a Banksman, stop immediately if you lose eye contact.	2	5	10	Continually update risk assessment & Drivers Manual as and when necessary.	All Staff & Managing Director To monitor	On Going	

Clwyd Transport Services Ltd

LIKELIHOOD (L) = Frequent (5) – Probable (4) – Occasional (3) – Improbable (2) – Remote (1)  
 SEVERITY (S) = Catastrophic (5) – Major (4) – Reportable (3) – Serious (2) – Minor (1)  
 DEGREE OF RISK (DR) = LIKELIHOOD X SEVERITY

5	5	10	15	
4	4	8	12	16
3	3	6	9	12
2	2	4	6	8
1	1	2	3	4

1 2 3 4 5  
 Severity

Unacceptable  
 Tolerable  
 Adequate  
 Acceptable

## Clwyd Transport Services Ltd

<b>Description of Task:</b>	<b>Risk assessment</b>		
Use of Mobile phones, other technology and in-vehicle equipment in vehicles	Prepared by:	Ann Adamson	
	Assisted by :	Paul Jones, Craig Jones, Simon Devlin	
	Assessment date:	30th June 2018	
	Review date:	July 2019	

All drivers have been issue with CTS drivers Manual

What are the Hazards	Risk	Who might be harmed	Risk			Existing Control Measures	Residual Risk			What Further action is Necessary	Action By Whom	Action By When	Done
			L	S	DR		L	S	DR				
Collision Hazard	Catastrophic injury as a result of in-cab driver distraction. Loss of control caused by lapse in concentration	All drivers, other road users , Vulnerable road users, and pedestrians	2	5	10	Whilst driving the use of hand-held devices is prohibited this includes, phones, two-way radio, Bluetooth/wireless controller or PDA etc. The programming of Satellite navigation or personal entertainment systems is also prohibited whilst the engine is turned on. Drivers shall not make calls, text or email messages from their mobile phone unless their vehicle is stationary and parked in a safe place with keys removed from vehicle ignition. <b>Whilst the vehicle is in motion mobile phones must not be used.</b> Driver to ensure any device does not obscure their main line of sight or causes a distraction. Drivers must always park their vehicle safely before taking any notes in connection with work. All drivers must adhere to the Mobile phone, other technology and in-vehicle equipment instructions in CTS drivers manual section 22	1	5	5	Continually update risk assessment & Drivers manual as and when necessary.	All Staff & Managing Director To monitor	On Going	On Going

Clwyd Transport Services Ltd


LIKELIHOOD (L) = Frequent (5) – Probable (4) – Occasional (3) – Improbable (2) – Remote (1)  
 SEVERITY (S) = Catastrophic (5) – Major (4) – Reportable (3) – Serious (2) – Minor (1)  
 DEGREE OF RISK (DR) = LIKELIHOOD X SEVERITY

5	5	10	15	
4	4	8	12	16
3	3	6	9	12
2	2	4	6	8
1	1	2	3	4

Unacceptable  
 Tolerable  
 Adequate  
 Acceptable

1 2 3 4 5  
 Severity





Company:	Clwyd Transport Services Ltd - LL13 9UG
Substance(s) being Assessed:	Diesel Fuel & Adblue, Vehicle Lubricants & Coolant, Cleaning Material
Where is substance used?:	Onsite at retail garages / Operator base Deeside Trucks
COSHH Reference Number:	COSHH 02
Safety Data Sheet Ref. No.:	
Emergency Contact Number:	999 and 101
Date of Assessment:	02/07/2018

## Diesel Fuel & Adblue, Vehicle Lubricants & Coolant, Cleaning Material

**What is the substance used for?**

Refuelling of vehicles / Cleaning of Vehicles

**Substance Hazards:**



**Routes of Exposure**

Inhalation


Ingestion

Skin contact

Eye contact

## Workplace Exposure Limit:

## Routes of Exposure:



## Who might be harmed?

Person using substances and potentially others

## Control Measures:



## First aid and Fire:



Inhalation - may cause irritation to the respiratory system. Remove affected person to fresh air seek medical advice

Ingestion - DO NOT INDUCE VOMITING obtain medical attention immediately

Eye contact - Irritating to eyes, flush with copious amounts of fresh cold water

Skin contact - may cause irritation, wash thoroughly with soap and water


### Fire precautions and action

Products that are deemed flammable should be stored away from heat sources and out of direct sunlight

Do not spray aerosols onto hot surfaces, near electrical accessories such as switches, sockets and light fittings,

Do not use aerosols in confined spaces or where you are at risk of inhaling the substance.

### Storage, Disposal & Spillage:



All products to be handled and stored in line with the manufacturers recommendations


No Diesel or Adblue to be stored in containers on vehicles

Any cleaning products to be stored upright, lids must be kept secure, do not decant into unmarked containers, do not mix different products, avoid unnecessary contact and inhalation and keep away from food stuffs.

Small spillages - follow all site procedures , absorb liquid with sand , earth or other recommended absorbent material as soon as possible, Sweep up and remove to suitable , clearly marked container for disposal in accordance with local regulations, Do not disperse using water or detergent

Large spillages - follow all site procedures , prevent from spreading by making a barrier with sand , earth or other containment material. Reclaim liquid directly or in suitable absorbent. Disposal as for small spillages.

### Personal Protective Equipment:



Disposable gloves to be worn when refuelling vehicle with Derv & Adblue.

Gloves to be worn when using vehicle cleaning substances.

Adopt good personal hygiene practices and do not eat or drink at the same time as refuelling , topping up or using cleaning materials.

Wash hands after refuelling or using cleaning materials.

The calculated risk factor for this task/operation is 4 (Probability: 2 x Severity: 2)

This is classed as a **LOW** risk

### Additional Measures:

None Required

**Operating Procedures:**

All refuelling of vehicles to be done at retail garages, The retail garage rules and procedures to be followed at all times, when cleaning vehicles on site (operating centre, vehicle wash) all site rules must be followed.

**Review Date:** 01/08/2019

**Name of Assessor:** Ann Adamson

**Position:** Adminstrator

**Signature/s:** .....

**Date:**.....